

Electone STAGEA		ELS-02C	ELS-02
TONE GENERATION		AWM/VA/ORGAN	AWM
KEYBOARD		Upper: 49 keys (C – C), Lower: 49 keys (C – C), Pedal: 20 keys (C – G)	
	Keyboard Type	Custom (FSV)	Standard (FS)
	Initial Touch	Upper, Lower, Pedal	
	After Touch	Upper, Lower, Pedal	Upper, Lower
	Horizontal Touch	Upper, Lower	—
REGISTRATIONS		566	506
	Registration Menu	1 Unit 16 x 5 M. (Memory), 1 – 16, D. (Disable)	
	Registration Memory	Shift, Jump, User (1 Unit: 400 steps), Next Unit	
VOICE		Upper 1, Upper 2, Lead 1, Lead 2, Lower 1, Lower 2, Pedal 1, Pedal 2	
	Voice Sections	STRINGS, BRASS, WOODWIND, TUTTI, PAD, SYNTH, PIANO, ORGAN, PERCUSSION, GUITAR, CHOIR, WORLD, USER 1, USER 2	
	Voice Buttons	Upper / Lower	Lead
		VIOLIN, SYNTH, FLUTE, TRUMPET, VA-ACOUSTIC, VA-VIRTUAL, VA-ELECTRONIC, VA-CUSTOM, USER 1, TO LOWER (Lead 1), SOLO (Lead 2)	VIOLIN, SYNTH, FLUTE, TRUMPET, USER 1, TO LOWER (Lead 1), SOLO (Lead 2)
	Pedal	CONTRABASS, ELEC. BASS, TIMPANI, SYNTH BASS, USER 1, TO LOWER	
	Preset Voices	AWM: 986, VA: 94	AWM: 986
	User Voices	AWM: 80, VA: 6 (each Unit)	
	Voice Link	Yes	
	Organ Flute Voices	Types: Sine, Vintage, Euro Footage: 16', 5 1/3', 8', 4', 2 2/3', 2', 1 3/5', 1 1/3', 1' Attack: 4', 2 2/3', 2', Length, Response Mode: First, Each Vibrato: Depth, Speed Effects: XG Rotary Sp, Rotary Sp 1 – 5, 2Way Rot Sp, Dual Rotsp 1 – 2, Dual Rot Brt, Dual Rot Wrm, Dist+Rot Sp, Odrv+Rot Sp, Amp+Rot Sp, Dist+2Rot Sp, Odrv+2Rot Sp, Amp+2Rot Sp, OFF	
	Rotary Speaker Control	2.69 – 39.7 Hz, Slow, Stop	
EFFECT/CONDITION		Upper (KNEE), Lower (KNEE), Pedal	
	Sustain	Hall 1 – 3, M, L, XG Hall 1 – 2, Room 1 – 4, S, M, L, XG Room 1 – 3, Stage 1 – 2, XG Stage 1 – 2, Plate 1 – 2, XG Plate, GM Plate, White Room, Atmo Hall, Acoustic Room, Drums Room, Perc Room, Tunnel, Canyon, Basement	
	Reverb Types (Voice Sections / Rhythm)	Upper 1 – 2, Lower 1 – 2, Lead 1 – 2, Pedal 1 – 2, Percussion, Accompaniment, Keyboard Percussion, Upper Organ Flute, Lower Organ Flute	
	Depth	Upper 1 – 2, Lower 1 – 2, Lead 1 – 2, Pedal 1 – 2, Percussion, Accompaniment, Keyboard Percussion	
	Voice Section Effects	Reverb, Delay, ER/Karaoke, Chorus, Flanger, Phaser, Tremolo/Auto Pan, Rotary Speaker, Distortion, Distortion+, Amp Simulator, Wah, Dynamic, EQ/Enhancer, Pitch Change, Miscellaneous, Thru	
RHYTHMS		MARCH, WALTZ, SWING & JAZZ, POPS, R&B, LATIN, WORLD MUSIC, BALLAD, ROCK, DANCE, USER 1, USER 2	
	Rhythm Buttons	634 (including the metronome)	
	Preset Rhythm Patterns	Main Drum, Add Drum	
	Parts	Intro 1 – 3, Ending 1 – 3, Main/Fill In A – D, Break, Auto Fill	
	Sections	Chord 1, Chord 2, Pad, Phrase1, Phrase 2	
ACCOMPANIMENT		OFF, Single Finger, Fingered Chord, Custom A.B.C. Memory: Lower, Pedal	
	Accompaniment Parts	OFF, 1, 2, 3, Knee	
	Auto Bass Chord	Yes	
	Melody On Chord	Yes	
PROGRAMS		1 Unit SEQ. 1 – 4 (Rhythm and Registration program)	
	Voice Edit	1 Unit Preset 1 – 2, User 1 – 40(Pan, Pitch coarse, Pitch fine, Reverb, Volume)	
	Rhythm Pattern Program	POWER on/off, MASTER VOLUME	
	Rhythm Sequence Program	Search, Song Select: Stop, Play, Pause, Rewind, Fast Forward, Record, Custom Play, Score, Setting (Tempo/Part), Unit Edit	
	Keyboard Percussion	Tools: Create Folder, Change Song Name, Copy, Delete, Conversion (XG/EL/ELS format), Format, Information	
CONTROLS		Rhythm: Stop, Break, Main A – D, Intro 1 – 3, Ending 1 – 3 Glide: Upper 1, 2, Lower 1, 2, Lead 1, 2, Glide Time Rotary Speaker	
	Footswitch Left	Registration Shift	
	Footswitch Right	Yes	
	Expression Pedal	Pitch Bend, Tempo (set only, not controlled)	
	2nd Expression Pedal	Sustain (Upper/Lower), M.O.C., Lead Slide, Solo (Lead 2)	
	Knee Lever	-6 – +6	
	Transpose	A = 427.2 – 452.6 Hz, Default value: A = 440 Hz	
	Pitch	Yes	
	MIDI Control	POWER on/off, MASTER VOLUME	
	Main Controls	Search, Song Select: Stop, Play, Pause, Rewind, Fast Forward, Record, Custom Play, Score, Setting (Tempo/Part), Unit Edit	
	MDR	Tools: Create Folder, Change Song Name, Copy, Delete, Conversion (XG/EL/ELS format), Format, Information	
	Audio Recording/Playback	Play: Stop, Play, Pause, Rewind, Fast Forward, Volume, Tempo, Pitch Record: Stop, Record Tools: Change Name, Delete File Format: .wav (44.1kHz, 16bit, stereo)	
	Utility	Language (English/Japanese), Touch Panel Sound, LCD Brightness, Mic. (Reverb/Volume), Disable Mode (Normal/Tempo), Initialize	
	Display Select	VOICE DISPLAY, A.B.C./M.O.C., MDR, FOOTSWITCH, UTILITY, INTERNET, VOICE EDIT, RHYTHM PATTERN PROGRAM, RHYTHM SEQUENCE PROGRAM, U. ORGAN FLUTES, L. ORGAN FLUTES, ROTARY SP SPEED	VOICE DISPLAY, A.B.C./M.O.C., MDR, FOOTSWITCH, UTILITY, INTERNET, VOICE EDIT, RHYTHM PATTERN PROGRAM, RHYTHM SEQUENCE PROGRAM, ROTARY SP SPEED
OTHERS		TFT Color Wide VGA LCD	
	Display Type	800 x 480 dots 7 inch	
	Display Size	70W x 2 (According to measurement method specified by Yamaha)	
	Sound System Power Amplifiers	50W x 2 (According to measurement method specified by Yamaha)	
	Speakers	Cone: 13 cm x 8 Dome: 2.5 cm x 4 Monitor speaker: 6.6 cm x 2	Cone: 13 cm x 2, 5 cm x 2 Monitor speaker: 6.6 cm x 2
	Storage	USB flash memory	
	Connectors	PHONES (2), AUX OUT: L/L+R, R (standard phone), L/R (Level Fixed: RCA), AUX IN: L/L+R, R (standard phone), MIDI IN/OUT, USB TO HOST, USB TO DEVICE (3; two terminals have been connected to the USB Dock), MIC./LINE IN (jack, switch, and volume control)	
	Dimensions (W x D x H), Weight	1229 x 574 x 1017 (1276 with Music Rest) mm, 109.5 kg	1229 x 574 x 1017 (1276 with Music Rest) mm, 102.5 kg
	Bench	781 x 305 x 618 mm, 8.8 kg	
	Color	Silver Metallic	
	Supplied Accessories	Bench, Owner's Manual, Product ID card	

Specifications and appearances are subject to change without prior notice. Availability of models may vary from country to country.



Electone **STAGEA**TM

ELS-02 / 02C



Electone **STAGEA**™

Full Body Music.

*Music expressed using the entire body.
A concept that has been carried through since the very first Electone.*

*This is an electronic instrument designed to be played with the entire body,
from the feet and hands, to the lightest touch of the fingertips.
Those basic capabilities have been continually refined,
resulting in an instrument packed with the finest quality sound and the latest technology.*

Every touch of the player's fingers resonates with the listener, as new music is created.



The very first Electone, Model D-1, introduced in 1959.

The Electone, making musical dreams come true.

Based on organ production technology developed by Yamaha since its inception, the Electone was first introduced in 1959, and over the years, the name Electone has grown to be synonymous with electronic organs. All Electones feature three keyboards, the Upper and Lower keyboards and the Pedalboard, enabling a single player to produce everything from delicate melodies to the rich chords and bass tones that sustain them. Skillful control of these three keyboards puts the player in touch with the full range of musical possibilities, from high notes to low.



Offers all of the basic performance of the STAGEA.

Electone **STAGEA**
ELS-02 Bench included

Standard Model

Features the Super Articulation Voice for recreating the natural sounds of acoustic instruments, as well as a rich selection of rhythms to suit a wide variety of musical settings.



For players wanting to get the most out of the expressive capabilities of the STAGEA.

Electone **STAGEA**
ELS-02C Bench included

Custom Model


An even richer set of tones is provided by a VA tone generator and Organ Flute voices. With Upper and Lower keyboards featuring Horizontal Touch, a Pedal Keyboard equipped with After Touch, and a second expression pedal, the ELS-02C offers unlimited responsiveness to the expressive needs of the player.





Recreate the Full Sound of an Orchestra

The three keyboards can sound up to eight types of tones simultaneously, enabling the player to recreate the rich, heavy sound of an orchestra.



Effects

Adding delay, distortion and other effects brings out a whole new range of expressive possibilities. The ELS-02/02C includes a wide variety of effects, with 16 categories and 308 types offering the player the freedom to combine effects and make detailed adjustments.

Voice Link

Voice Condition settings for each Voice can be registered in "Voice Link" and displayed on a single screen, where they can be called up for each of the Voice Sections. Because Condition settings are also linked, there is no need to repeatedly copy settings for each Section, making the registration process much faster.



The icon on the Voice Display screen will change to a chain link icon when a Voice has been set to Voice Link.

Keyboard Percussion

A wide variety of percussion sounds and effects can be called up from the keyboards, making it possible to play percussion sounds from the Upper and Lower keyboards and Pedalboard. 40 sets per Unit are available for users to decide which sounds they wish to assign to each keyboard. Up to two sets can be used simultaneously.




A rich choice of rhythms, from simple to complex, including full-fledged percussion and drum sets.

Voice

Generating all the sounds of the world

AWM Tone Generator

The Advanced Wave Memory (AWM) tone generator incorporates 986 voices. A wide variety of high quality sounds have been sampled, including not only wind and string instruments, but folk instruments, choral voices and many others, offering a rich range of expressiveness. Piano sounds incorporate the full, deep tones of the CFX full concert grand piano, the crowning glory of the Yamaha piano line



Yamaha's proprietary next-generation tone generator LSI offers limitless possibilities.



Full-sized concert grand piano

Super Articulation Voices

Super Articulation Voices have been included which realistically reproduce the characteristic techniques used in playing wind, string, and other acoustic instruments, according to keyboard touch and playing style.



Articulation Element Model (AEM) Technology

AEM is Yamaha's proprietary tone generation technology. AEM selects, in real time, the optimal sampled data for the piece being performed, recreating the smooth, natural sounds of acoustical instruments. AEM is used in some of the Super Articulation Voices.

Layers

A single tone can be produced by layering up to eight different wave types. This not only adds depth to the sound, but with variations in length and touch, can provide a wide range of expressions.

Virtual Acoustic (VA) Tone Generator (Custom model only)

This tone generator simulates how sound is generated inside an instrument, creating a virtual instrument with which to synthesize sounds. This not only makes it possible to express the shifts in tone characteristic of acoustic instruments, but also to create entirely imaginary instruments.

Organ Flutes (Custom model only)

This feature makes it possible to create a gorgeous, full organ sound. There are three types to choose from (Sine, Vintage, and Euro), with Vibrato, Rotary Speaker, and other classic organ effects that can also be adjusted by the player.



Voice Edit

The Voice Edit feature makes it possible to change the tone and volume of each Voice, enabling the player to create original Voices.

Note: Super Articulation Voices cannot be edited.



Rhythm

Diverse rhythms bring the world's music closer.

634 types of rhythm patterns.

Preset, realistic rhythm patterns have been sampled from actual percussion instruments. From standard patterns to those reflecting today's musical styles, the Electone offers a diversity of rhythm patterns that work with music from around the world. The Rhythm Program lets the player edit existing patterns as well as create entirely original patterns.

Note: Some preset patterns cannot be edited.

Registration

Recreate a wide variety of musical styles.

Registration

Voice, rhythm and other settings made using the Electone's front panel or display are called "Registrations." A wide range of combinations can be called up instantly using a single button, with five Registration Banks each consisting of 16 memories available, enabling the user to store a maximum of 80 (16 x 5) original Registrations. Smoothly switch between Registrations using the Registration Memory buttons, the footswitch, or the Registration Sequence. Additional Units can be stored as needed.



Registration Menu

Select and call up Registrations by musical genre for immediate, realistic performance. The Custom model offers 566 varieties to choose from, while the Standard model includes 506 menu selections. "Simple Registrations" can be used for improvisation, or to supply basic components when creating original Registrations.



Keyboard

Only Yamaha could create a keyboard this sensitive to the player.

Standard (FS) Keyboard

The Standard model keyboard. Initial Touch can be used to control volume and timbre according to how hard the keys are struck, while After Touch controls them according to pressure applied to the keys after playing. Sensors ensure the player's full emotional expression is conveyed from the fingertips to the keyboard.



Custom (FSV) Keyboard

The Custom model is equipped with this keyboard. Pitch can be varied using Horizontal Touch. Sensors detect lateral changes in stroke in increments of 0.1mm, with 127 levels of resolution that enable a range of delicate expressiveness. Only Yamaha offers a custom keyboard with this feature.



Pedalboard

In addition to Initial Touch and After Touch features, the Pedalboard also enables legato and polyphonic play. (After Touch is included with the Custom model.)



Control

A Wide Range of Features for Full Body Control.

Expression Pedals

These pedals are used to control overall volume and add expressiveness to the music. Assigning a variety of functions to the left and right Footswitches gives the player effective, real-time control over their performance. They can also be used to switch between Registrations and to control rhythm.

2nd Expression Pedal (Custom model only)

This pedal can be used to control Pitch Bend, which creates smoother pitch transitions, and to change Rhythm tempos. The pedal is designed to return to the middle position when the foot is released.



Expression Pedal (Right)
2nd Expression Pedal (Left)

Knee Lever

This lever is operated using the right knee. It can be used to control the Sustain effect, or to switch the Upper Keyboard between solo and Melody on Chord play. The lever can be folded away when not in use.



Recording

Two purpose-based recording functions.

The audio recording function is handy when you want to play your music on the computer or record it onto a CD. The MDR recording function enables the saving of registration settings and the editing of separate keyboard part data on a large touch screen. This data can be saved on a USB flash drive.



Retractable USB DOCK

Note: Please use the USB flash drives noted on the list of drives whose performance have been verified by Yamaha. For more details, please visit your local Yamaha website.

Design

Optimized for Player Movement, With Playability the Goal.

Keyboard Design

The relative positions of the Upper and Lower keyboards, Pedalboard, and bench are the same across all models, and are designed for a natural, comfortable playing position. Because the position is the same regardless of model, players can perform on any model without discomfort.

Buttons

Buttons are all easy to press, and are carefully arranged to allow the player to concentrate on the performance.



Form

The frame is constructed to ensure pedal play is visible from any direction. The entire instrument is angled forward toward the player, creating a more dynamic appearance for the listener.

Large LCD Touch Panel

A large, 7-inch LCD touch panel is easily visible from the player's position. Combining it with the data control dial immediately adjacent enables intuitive operation of the controls.



ELS-02C

Coloring

Tones of white, black and silver create an impression of intrepid strength. The coloring not only works well with any home interior, but builds even greater excitement for a player on stage.

Speaker

Accurate sound, delivered to both player and audience.

Main Speaker

Speaker unit is located under the keyboard, and represents the culmination of sophisticated Yamaha sound technology. The Custom model features a stereo speaker located on the back that can be turned on and off, providing an even greater breadth of sound.



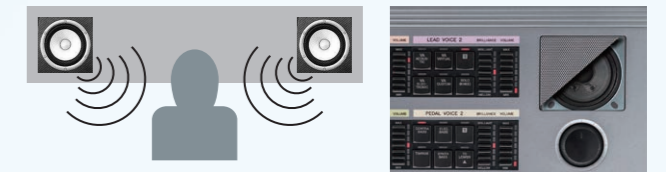
Main speakers (custom model) *



Rear Speaker (custom model) *

Monitor Speaker

Located to the left and right above the panel. Supplements the stereo effect of the main speakers for the person playing.



Monitor speakers

Data from the ELS-01 series can be used as well.

Data created or purchased for the ELS-01 series can also be used with the ELS-02 series. Voices and Rhythms from the ELS-01 series are included in the ELS-02, basically under the same names (some Voice and Rhythm names may have changed, numbers may have been added or other slight changes made).

Note: Data for Drum and Percussion pitches that has been changed may not reproduce at the same pitch.
Note: Sound transitions are now more natural for Lead Voice timbres when playing Legato or using the Slide function.
Note: Because of faster data reading speeds, some data may require adjustment.

Note: Photos of speakers are composite for descriptive purposes.